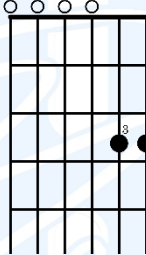


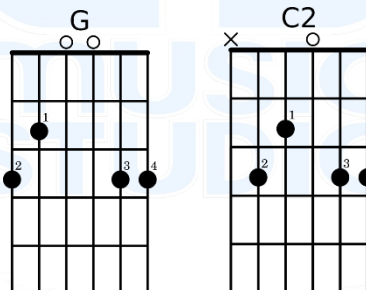
5 Chords You Need To Play Almost Anything!

1. Start by placing the 3rd and 4th finger as shown.

Start from here

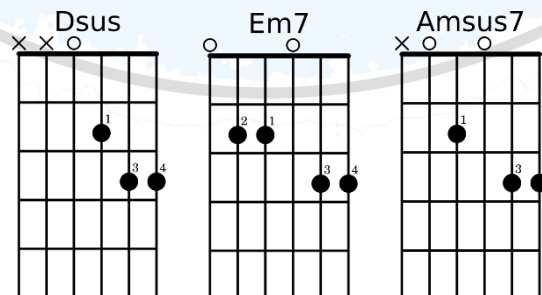


2. Place the 1st and 2nd finger as shown for the G and C.



*notice that both use same relative fret position for both fingers.

3. Add these 3 and you're all set!



*notice the position of the 1st finger in the Em7 and Amsus7 compared to the C2 from above as well the 2nd finger in the Em7 and C2.